

Nedgroup Investments Core Bond Fund



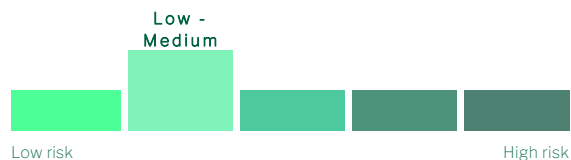
NEDGROUP INVESTMENTS

Class: A

Date: As At 31 December 2023

Minimum Disclosure Document

Risk profile



Appropriate term

Minimum: 3 years

Risk measures

	Fund	Bond Index
Volatility (5 years)	8.0%	8.5%
Maximum drawdown (since inception)	-18.3%	-19.3%

Fund return range

	Min.	Avg.	Max.
1 year return range	-5.4%	9.8%	28.0%
3 year return range (pa)	2.8%	9.5%	19.5%

Fund information

ASISA category

South African - Interest Bearing - Variable Term

Benchmark

FTSE/JSE All Bond Index

Inception date

02 August 1999

Fund size

R 5 629 million

Regulation 28 compliant

Yes

Fee information

	Excl VAT	Incl VAT
Fund management fee	0.35%	0.40%
Fund expenses		0.02%
Total expense ratio		0.42%
Fund transacting costs		0.01%
Total investment charges		0.43%

Portfolio attributes



Investment objectives

- Suitable for investors seeking specific exposure to the South African bond market as part of their overall investment strategy.



Investment policy

- Invests primarily in bonds and any other interest bearing securities which are consistent with the investment objective.
- Underlying collective investment schemes may also be held.
- Derivative financial instruments are permitted.

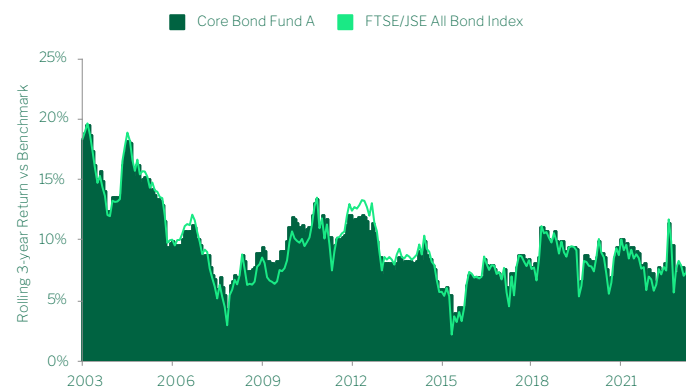


Fund related risks

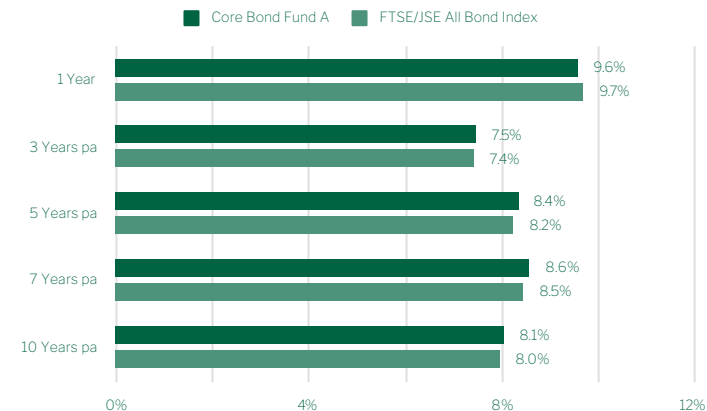
- Fixed income instruments, including corporate and government bonds, may experience capital loss in the event an issuer defaults on their interest or principal payments.
- The portfolio typically displays higher volatility than a money market portfolio.

Performance profile

Rolling three year returns



Periodic performance¹



Nedgroup Investments Core Bond Fund

Class: A

Date: As At 31 December 2023

Minimum Disclosure Document

About the fund manager

Taquanta Asset Managers is one of the largest independent specialist cash and fixed income managers in South Africa and was formed as an independent group in 2007. They have a long track record in managing funds against published indices or proprietary benchmarks. The team is one of the most experienced and stable in the industry and their implementation has a reputation for cost efficiency and low tracking error. They have been managing the Core Bond Fund since October 2012.

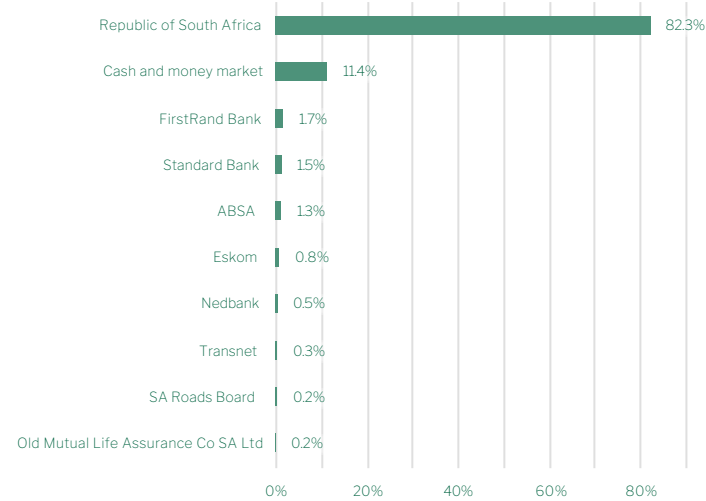
Investment philosophy

Designed to provide investors with low cost exposure to the SA Bond market.

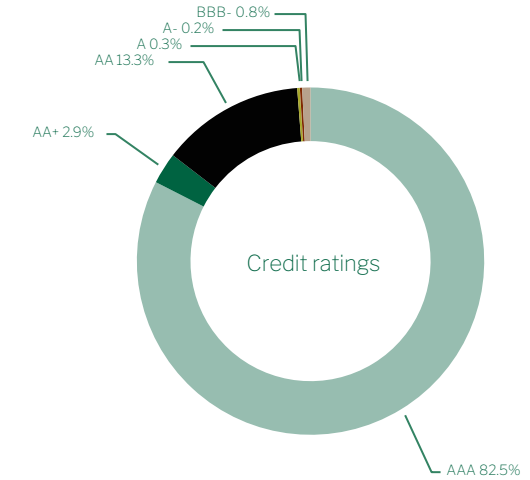
In the South African bond category superior risk adjusted returns can be achieved by reducing explicit and implicit costs and staying largely neutral on modified duration relative to peers.

Cost and tax efficiently implemented by our Best of Breed™ partner Taquanta Asset Managers

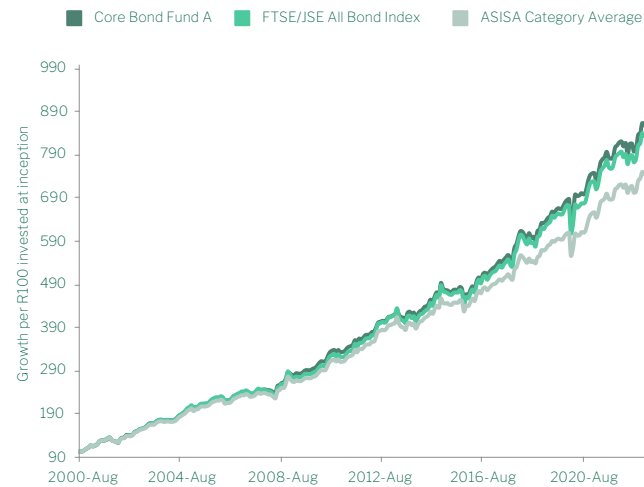
Portfolio structure



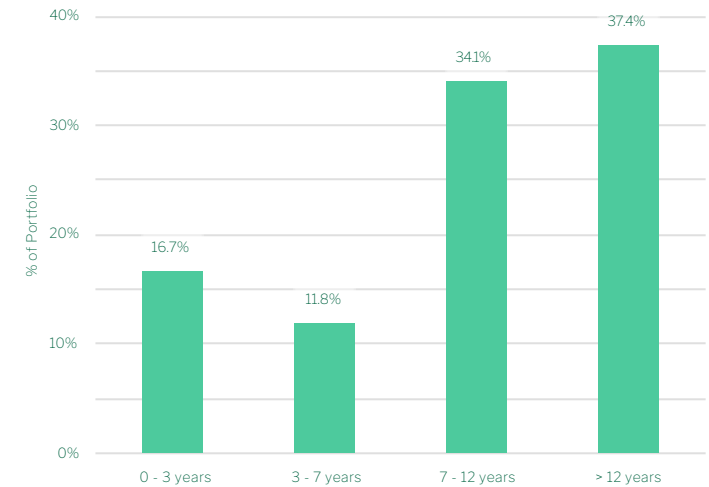
Credit ratings



Cumulative performance



Maturity profile



Nedgroup Investments Core Bond Fund



Class: A

Date: As At 31 December 2023

Minimum Disclosure Document

General information

Income distributions

Distribution frequency	Quarterly
Latest distribution date	December 2023
Latest distribution	3.71 cpu
Previous 12 months	14.56 cpu

Fees and charges²

	1 year	3 years
Initial fees	0.00%	0.00%
Annual management fee	0.40%	0.40%
Total expense ratio	0.42%	0.42%
Transaction costs	0.01%	0.01%
Total investment charges	0.43%	0.43%

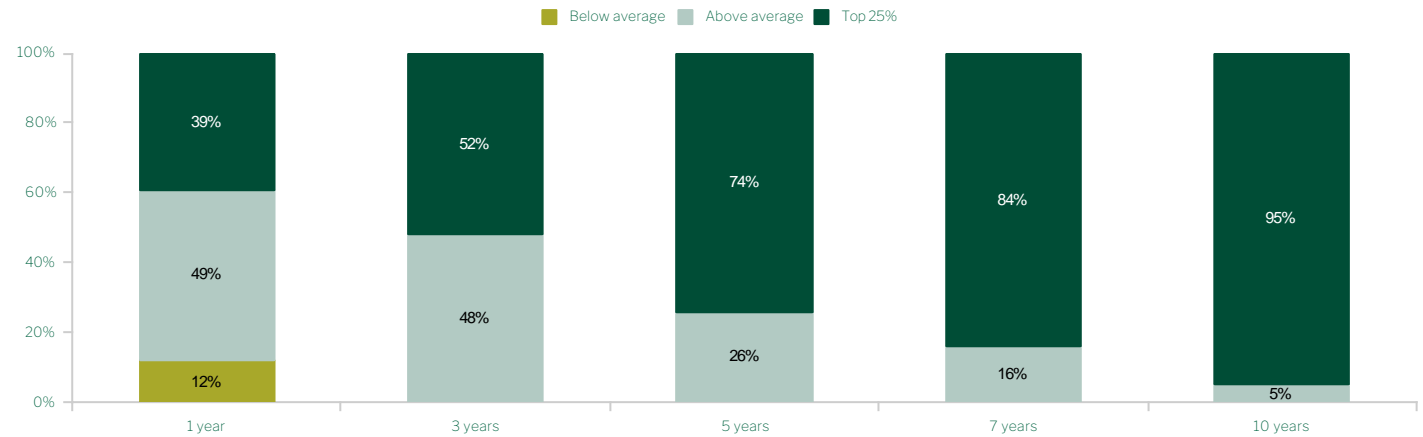
Security lending*

	1 year	3 years
Securities lending revenue	0.04%	0.06%

Portfolio metrics

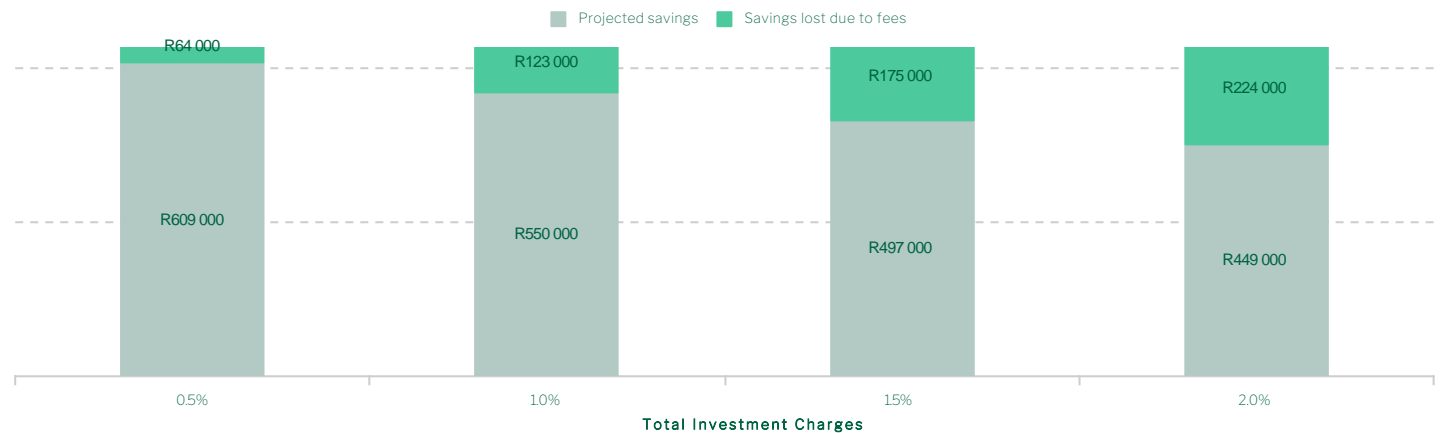
	Fund	ALBI
Gross estimated yield	11.18%	10.32%
Modified duration (Years)	6.13	5.69

Consistency relative to peers over different rolling periods



Long term benefits of lower costs

IMPACT OF FEES OVER 20 YEARS ON R100 000 INVESTED*



*Illustration uses a 10% return pa before fees and values are rounded to nearest R1 000

Nedgroup Investments Core Bond Fund



**NEDGROUP
INVESTMENTS**

Class: A

Date: As At 31 December 2023

Minimum Disclosure Document

▶ Definitions

- 1) The annualized total return is the average return earned by an investment each year over a given time period. Performance is calculated for the portfolio and individual investment performance may differ as a result of initial fees, the actual investment, the actual investment date, the date of reinvestment and dividend withholding tax. Due to the delayed release of inflation data, relevant benchmarks will lag by one month. Data source: © Morningstar Inc. All rights reserved.
- 2) Total Expense Ratio (TER), expressed as a percentage of the Fund class, relates to expenses incurred in the administration of the Fund class. A higher TER does not necessarily imply a poor return, nor does a low TER imply a good return. The current TER may not necessarily be an accurate indication of future TERs. Transaction Costs (TC), expressed as a percentage of the Fund class, relate to the costs incurred in buying and selling the underlying assets of the Fund class. TC are a necessary cost in administering the Fund class and impact Fund class returns. It should not be considered in isolation as returns may be impacted by other factors over time including market returns, the type of Fund, the investment decisions of the investment manager and the TER. The Total Investment Charges expressed as a percentage of the Fund class, relates to all investment costs of the Fund class. Both the TER and TC of the Fund class are calculated on an annualised basis, beginning 2020-10-01 and ending 2023-09-30. Where the Fund class is less than 3 years old, the TER and Transaction Costs cannot be determined accurately because of the short life span of the Financial Product. Calculations are based on actual data where possible and best estimates where actual data is not available.
- 3) Gross Estimated Yield means the sum of all expected income from underlying instruments in the portfolio divided by the cumulative net asset value of the fund. The expected income amounts are approximate and based on market assumptions and forecasts. Actual returns may differ, based on changes in market values, interest rates and changes in costs actually experienced during the investment period.
- 4) Total Modified Duration measures how sensitive a bond's price is to a change in the interest rate level and follows the concept that interest rates and bond prices move in opposite directions. In other words, it estimates by how much, measured as '% change', you can expect a bond price to fall for every 1% increase in interest rates and vice versa. The weighted average modified duration collectively measures the total portfolio's sensitivity.
- 5) The Bond Index referred to under the Risk measures is the FTSE/JSE All Bond Index (ALBI).
- 6) Securities lending is a well-regulated and established part of the investment industry. The Nedgroup Investments Core Bond Fund loans a portion of its securities to borrowers in exchange for a fee. These borrowers provide collateral exceeding the value of the loan, thus reducing the risk of the loan. The revenue shown is the annualised revenue net of any costs incurred in securities lending, is only for Rand-denominated securities and is expressed as a % of the value of the Fund. Additional securities lending revenue may also be earned from foreign-denominated securities, where applicable. The fund has been engaging in securities lending since August 2020.

▶ Disclaimer

Nedgroup Collective Investments (RF) Proprietary Limited is an authorised Collective Investment Scheme Manger and the representative of Nedgroup Investments Funds PLC in terms of the Collective Investment Schemes Control Act 45 of 2002. It is also a member of the Association of Savings & Investment South Africa (ASISA).

The Standard Bank of South Africa Limited is the registered trustee. Contact details: Standard Bank, Po Box 54, Cape Town 8000. Email: Trustee-compliance@standardbank.co.za, Tel: 021 401 2002.

Collective Investments Schemes are generally medium to long term investments. The value of your investment may go down as well as up. Past performance is not necessarily a guide to future performance. Nedgroup Investments does not guarantee the performance of your investment and even if forecasts about the expected future performance are included you will carry the investment and market risk, which includes the possibility of losing capital.

Funds are valued daily at 15:00. Instructions must reach us before 14:00 (12:00 for money market funds) to ensure same day value. Prices are published daily on our website and in selected major newspapers.

Our funds are traded at ruling prices and can engage in borrowing and scrip lending. Some portfolios may hold foreign securities including foreign CIS funds. As a result, the fund may face material risks, which could include, foreign exchange risks, macro-economic risks and potential constraints on liquidity and the repatriation of funds, etc. Nedgroup Investments has the right to close funds to new investors in order to manage it more efficiently.

A schedule of all fees, charges and maximum financial planner fees is available on request.

Nedgroup Investments contact details

Tel 0860 123 263 (RSA only)
Tel +27 21 412 2003 (Outside RSA)
Email clientservices@nedgroupinvestments.co.za

For further information on the fund please visit: www.nedgroupinvestments.com

see money differently